


SAN JOAQUIN AREA FLOOD CONTROL AGENCY
FINANCIAL STATEMENTS
AND
INDEPENDENT AUDITOR'S REPORT
FOR THE YEAR ENDED JUNE 30, 2017

**SAN JOAQUIN AREA FLOOD CONTROL AGENCY
FOR THE YEAR ENDED JUNE 30, 2017**

TABLE OF CONTENTS

	<u>Page</u>
FINANCIAL STATEMENTS:	
Independent Auditor’s Report	1
Management’s Discussion and Analysis (Required Supplementary Information)	3
BASIC FINANCIAL STATEMENTS:	
Government-Wide Financial Statements:	
Statement of Net Position.....	8
Statement of Activities	9
Fund Financial Statements:	
Balance Sheet	10
Reconciliation of the Governmental Funds Balance Sheet to the Government-Wide Statement of Net Position	12
Statement of Revenues, Expenditures, and Changes in Fund Balances	13
Reconciliation of the Statement of Revenues, Expenditures, and Changes in Fund Balances of Governmental Funds to the Government-Wide Statement of Activities	15
Notes to the Basic Financial Statements.....	16
REQUIRED SUPPLEMENTARY INFORMATION (OTHER THAN MD&A):	
Budget to Actual Comparison Schedules.....	23
Note to the Required Supplementary Information	26
ADDITIONAL INFORMATION:	
Independent Auditor’s Report on Internal Control Over Financial Reporting and on Compliance and Other Matters Based on an Audit of Financial Statements Performed in Accordance with <i>Government Auditing Standards</i>	27
Schedule of Findings and Questioned Costs.....	29



BROWN ARMSTRONG

Certified Public Accountants

INDEPENDENT AUDITOR'S REPORT

To the Board of Directors
San Joaquin Area Flood Control Agency
Stockton, California

Report on the Financial Statements

We have audited the accompanying financial statements of the governmental activities, each major fund, and the aggregate remaining fund information of the San Joaquin Area Flood Control Agency (the Agency), as of and for the year ended June 30, 2017, and the related notes to the financial statements, which collectively comprise the Agency's basic financial statements as listed in the table of contents.

Management's Responsibility for the Financial Statements

Management is responsible for the preparation and fair presentation of these financial statements in accordance with accounting principles generally accepted in the United States of America; this includes the design, implementation, and maintenance of internal control relevant to the preparation and fair presentation of financial statements that are free from material misstatement, whether due to fraud or error.

Auditor's Responsibility

Our responsibility is to express opinions on these financial statements based on our audit. We conducted our audit in accordance with auditing standards generally accepted in the United States of America and the standards applicable to financial audits contained in *Government Auditing Standards*, issued by the Comptroller General of the United States. Those standards require that we plan and perform the audit to obtain reasonable assurance about whether the financial statements are free from material misstatement.

An audit involves performing procedures to obtain audit evidence about the amounts and disclosures in the financial statements. The procedures selected depend on the auditor's judgment, including the assessment of the risks of material misstatement of the financial statements, whether due to fraud or error. In making those risk assessments, the auditor considers internal control relevant to the Agency's preparation and fair presentation of the financial statements in order to design audit procedures that are appropriate in the circumstances, but not for the purpose of expressing an opinion on the effectiveness of the Agency's internal control. Accordingly, we express no such opinion. An audit also includes evaluating the appropriateness of accounting policies used and the reasonableness of significant accounting estimates made by management, as well as evaluating the overall presentation of the financial statement.

We believe that the audit evidence we have obtained is sufficient and appropriate to provide a basis for our audit opinion.

BAKERSFIELD OFFICE (MAIN OFFICE)

4200 TRUXTUN AVENUE
SUITE 300
BAKERSFIELD, CA 93309
TEL 661.324.4971
FAX 661.324.4997
EMAIL info@bacpas.com

FRESNO OFFICE

10 RIVER PARK PLACE EAST
SUITE 208
FRESNO, CA 93720
TEL 559.476.3592

LAGUNA HILLS OFFICE

23272 MILL CREEK DRIVE
SUITE 255
LAGUNA HILLS, CA 92653
TEL 949.652.5422

STOCKTON OFFICE

1919 GRAND CANAL BLVD
SUITE C6
STOCKTON, CA 95207
TEL 888.565.1040

WWW.BACPAS.COM

Opinion

In our opinion, the financial statements referred to above present fairly, in all material respects, the respective financial position of the governmental activities, each major fund, and the aggregate remaining fund information of the Agency, as of June 30, 2017, and the respective changes in financial position thereof for the year then ended in accordance with accounting principles generally accepted in the United States of America.

Other Matters

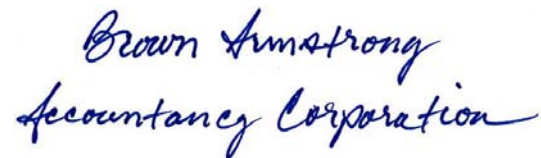
Required Supplementary Information

Accounting principles generally accepted in the United States of America require that the management's discussion and analysis and budgetary comparison information on pages 3 - 7 and 23 – 26, respectively, be presented to supplement the basic financial statements. Such information, although not a part of the basic financial statements, is required by the Governmental Accounting Standards Board, who considers it an essential part of the financial reporting for placing the basic financial statements in an appropriate operational, economic, or historical context. We have applied certain limited procedures to the required supplementary information in accordance with auditing standards generally accepted in the United States of America, which consisted of inquiries of management about the methods of preparing the information and comparing the information for consistency with management's responses to our inquiries, the basic financial statements, and other knowledge we obtained during our audit of the basic financial statements. We do not express an opinion or provide any assurance on the information because the limited procedures do not provide us with sufficient evidence to express an opinion or provide any assurance.

Other Reporting Required by *Government Auditing Standards*

In accordance with *Government Auditing Standards*, we have also issued our report dated December 17, 2018, on our consideration of the Agency's internal control over financial reporting and on our tests of its compliance with certain provisions of laws, regulations, contracts, and grant agreements and other matters. The purpose of that report is to describe the scope of our testing of internal control over financial reporting and compliance and the results of that testing, and not to provide an opinion on the effectiveness of the Agency's internal control over financial reporting or on compliance. That report is an integral part of an audit performed in accordance with *Government Auditing Standards* in considering the Agency's internal control over financial reporting and compliance.

BROWN ARMSTRONG
ACCOUNTANCY CORPORATION

A handwritten signature in blue ink that reads "Brown Armstrong Accountancy Corporation". The signature is written in a cursive style.

Bakersfield, California
December 17, 2018

**SAN JOAQUIN AREA FLOOD CONTROL AGENCY
MANAGEMENT'S DISCUSSION AND ANALYSIS
JUNE 30, 2017**

This section of the San Joaquin Area Flood Control Agency's (the Agency) annual financial report represents a discussion and analysis of the Agency's financial performance during the fiscal year ended June 30, 2017. It should be read in conjunction with the Agency's basic financial statements following this section.

FINANCIAL HIGHLIGHTS

The Agency's Flood Protection Restoration Project (FPRP) does not receive assessment district or Equalization Fee proceeds due to retirement of the assessment district bonds on September 2, 2011. Only the Maintenance and Operations assessments are collected annually for the FPRP as these improvements continue to be maintained.

The Agency's FPRP was included in Federal legislation and a Memorandum of Agreement with the U.S. Army Corps of Engineers (USACE) was executed on March 2, 2002, which allows reimbursement for the Federal share of the Agency's project through the annual USACE budgeting process.

As of June 30, 2017, the Agency has received \$22,868,020 of Federal reimbursement and the remaining balance of the Federal share is approximately \$10.6 million. Although the Agency has not received a Federal reimbursement since 2010, the Agency continues to pursue Federal reimbursement as "credit" towards future flood control projects and studies.

The State's share of the FPRP was received in 1998 and totaled \$12,625,000.

On July 10, 2013, the Agency formed the Smith Canal Area Assessment District (SCAAD). The district was created to provide the local cost share for constructing and maintaining improvements to remove the Smith Canal area from a Federal Emergency Management Agency (FEMA) Special Flood Hazard Area. This fiscal year was the third year of assessment collection for SCAAD.

The Agency executed a funding agreement with the State for an Early Implementation Program grant in the amount of \$2.4 million to cost-share the design of the Smith Canal Gate project. The Agency also anticipates executing a funding agreement with the State for a \$22.3 million grant to cost-share construction expenses through the State's Urban Flood Risk Reduction Program.

OVERVIEW OF THE FINANCIAL STATEMENTS

The Agency's basic financial statements include: 1) Government-Wide Financial Statements, 2) Fund Financial Statements, and 3) Notes to the Basic Financial Statements. Required Supplementary Information is included in addition to the basic financial statements.

Government-Wide Financial Statements provide an overview of the Agency's financial position. Refer to Note 2 (Notes to the Basic Financial Statements) for further information on significant accounting policies. The Statement of Net Position presents information on all the Agency's assets and liabilities, with the difference between the two reported as net position. The Statement of Activities presents information showing how net position changed during the most recent fiscal year.

The Agency's assets are distributed among the different fund types. Most of the Agency's assets are capital assets acquired or constructed as part of the flood control improvements. The Agency's noncapital assets are mostly cash and cash equivalents. The County of San Joaquin (the County) maintains the cash pools for the Agency.

The Agency's assets are mostly derived from the original assessment and the proceeds of the bonds issued in 1996, and interest income on the balances from these assets. Other sources of funds include Flood Control Equalization Fees, which were collected for the Agency by the County and the City of Stockton (the City) when building permits were issued to new development within the Agency's assessment district boundaries.

As part of the Stockton Metropolitan Watershed, the Agency also acquired the right-of-way needed for the project from property owners and these are classified under assets as land. In 2003, the Agency transferred to the State of California all real property associated with the project. However, the Central Valley Flood Protection Board (formerly the State of California Reclamation Board) has not accepted the federally authorized project alluding i) the project was not authorized by the State legislature, and ii) the need for more formal indemnification assurance. When the Central Valley Flood Protection Board agrees to designate the project as part of the State Plan of Flood Control, the Agency will no longer carry these assets.

Fund Financial Statements are groupings of related accounts that are used to maintain control over resources that have been segregated for specific activities or objectives. The Agency, like other State and local governmental agencies, uses fund accounting; each fund having its own self-balancing accounts that comprise its assets, liabilities, fund balances, revenues, and expenditures. The Agency funds are divided into three categories: General Fund, Special Revenue Fund, and Capital Projects Fund.

The General Fund accounts for funds loaned to the Agency in 1995 by the City and County for the initial funding of the project activities. The City and County loans have been paid, and after the bond money was received, additional funds were created.

The Special Revenue Fund accounts for assessment district proceeds for i) the Agency's maintenance and operations (M&O) of flood control structures for the Flood Protection Restoration Assessment District and ii) the local cost share for design, constructing and maintaining flood control improvements for the Smith Canal Area Assessment District. Assessments are collected as a line item in property tax bills and are deposited in a fund that is solely designated for the purpose of the assessment district. The use of the assessment district proceeds are legally restricted to activities identified in the Annual Engineer's Report for each assessment district.

The Capital Projects Fund supports the Agency's capital programs and operating costs. Resources are from the original assessments, Flood Control Equalization Fees, proceeds from the initial bond issue, interest income, and the transferred balance from the Environmental Fund. Both Federal and State reimbursements are included in this fund.

Notes to the Basic Financial Statements provide additional information essential to a full understanding of the data provided in the government-wide and fund financial statements.

Required Supplementary Information: In addition to the basic financial statements and accompanying notes, this report presents certain *required supplementary information*. This information includes a budgetary comparison schedule for the Agency's governmental funds.

GOVERNMENT-WIDE FINANCIAL STATEMENTS ANALYSIS

The Agency applies Governmental Accounting Standards Board (GASB) Statement No. 34, *Basic Financial Statements—and Management's Discussion and Analysis—for State and Local Governments*. As noted earlier, net position provides an overview of the Agency's financial position.

The following table shows that the Agency's assets exceeded liabilities by about \$50.9 million (\$51,859,975 - \$970,607) as of June 30, 2017, and net position decreased by \$1,974,673 (\$52,864,041 - \$50,889,368) compared with the prior year:

STATEMENT OF NET POSITION

	2017	2016
ASSETS		
Current assets	\$ 12,516,887	\$ 13,406,488
Capital assets	39,343,088	40,244,206
TOTAL ASSETS	51,859,975	53,650,694
LIABILITIES		
Current liabilities	970,607	786,653
TOTAL LIABILITIES	970,607	786,653
NET POSITION		
Net investment in capital assets	39,343,088	40,244,206
Unrestricted	11,546,280	12,619,835
TOTAL NET POSITION	\$ 50,889,368	\$ 52,864,041

The Agency's capital net position for the year ended June 30, 2017: Land and Easements \$9,678,245 and Flood Control Infrastructure net of depreciation \$29,664,843 totaling \$39,343,088 represent approximately 76% of the Agency's total assets (see Capital Assets table on page 7). These capital assets are the flood control improvements constructed by the Agency and are considered assets belonging temporarily to the Agency.

The following table identifies the changes in net position for the fiscal years ended June 30, 2017 and 2016:

STATEMENT OF ACTIVITIES

	2017	2016
REVENUES		
Assessments	\$ 2,510,788	\$ 2,574,610
Aid from other government agencies	785,088	826,252
Investment earnings	31,648	78,579
Miscellaneous	641	267
Total revenues	3,328,165	3,479,708
EXPENSES		
Operation and maintenance	4,551,220	3,916,415
Agency management	751,618	716,097
Total expenses	5,302,838	4,632,512
Change in net position	(1,974,673)	(1,152,804)
NET POSITION		
Beginning net position	52,864,041	54,016,845
Net position, end of the year	\$ 50,889,368	\$ 52,864,041

The Agency receives revenues from sources which include M&O assessments, Smith Canal assessments, interest and investment income, and project reimbursements from the State and the Federal government. Other sources of revenue are received through partnership agreements with other local and government agencies to help fund flood studies or related flood control activities approved by the Board of Directors. The collection of M&O assessments can only be used to maintain and operate the FPRP flood control structures, and the collection of Smith Canal assessments can only be used to design, construct and maintain the Smith Canal project improvements.

Revenues decreased by approximately 4.3% (from \$3,479,708 in fiscal year 2016 to \$3,328,165 in fiscal year 2017). The decrease is due to a reduction in assessment collection for one of the assessment districts based on a calculation adjustment and also due in part to grant-related activities slowing down.

Expenses increased approximately 14.5% (from \$4,632,512 in fiscal year 2016 to \$5,302,838 in fiscal year 2017). The increase is mostly due to activity related to the Smith Canal Gate project and an increase in levee maintenance expenses.

FINANCIAL ANALYSIS OF AGENCY FUNDS

The General Fund accounts for those funds loaned to the Agency in 1995 by the City and County for the initial funding of the FPRP activities. The City and County loans have been paid, therefore activity in this fund remains minimal.

Special Revenue Funds Appropriate maintenance and operations assessments are collected annually through property taxes and are deposited in the Maintenance and Operations Fund. These monies are limited to Maintenance and Operations (M&O) of the flood control structures built by the Agency. The annual budget for M&O is prepared in coordination with the San Joaquin County Public Works Department and approved by the Agency's Board of Directors.

A budget of \$1,099,000, which includes a \$100,000 surplus appropriation for emergencies, was considered appropriate for fiscal year 2016-17 for M&O. The budget is impacted by requirements to comply with stringent levee standards imposed by regulatory agencies. The Maintenance and Operations Fund had a balance of approximately \$5 million on June 30, 2017.

Beginning fiscal year 2014-15, assessments for the Smith Canal Area Assessment District (SCAAD) are collected annually through property taxes and are deposited into a separate Fund for the design, construction and maintenance of flood control improvements for the specially benefited parcels within SCAAD. The assessment is in compliance with all laws pertaining to Proposition 218 including Article XIII-D of the California Constitution. Assessment collection for fiscal year 2016-17 was \$1.6 million.

Capital Projects Funds Capital Projects Funds reported a combined fund balance of \$4,523,496. These funds are available to meet the Agency's current operating and capital program costs; however, it should be noted that these funds are mostly reserves from the Agency's FPRP which concluded in 1998. Aside from Special Revenue Funds, there is no long-term sustained funding in place to support Agency operations indefinitely.

INFRASTRUCTURE ASSETS AND DEBT ADMINISTRATION

Capital Assets

The Agency's net investment in capital assets as of June 30, 2017, is \$39,343,088. These capital assets include land (right-of-way acquired for the project) and flood control infrastructures. The area protected by the Agency is about 38,700 gross acres of land with approximately 74,000 parcels in the County. The Agency completed the main construction of the flood control improvements project in November 1998, and since then, no major construction has been undertaken. However, authorized project studies and investigation may lead to new projects. Apart from normal depreciation, there were no changes in capital assets during fiscal year ended June 30, 2017.

Capital Assets
(net of accumulated depreciation)

	2017	2016
Land and easements	\$ 9,678,245	\$ 9,678,245
Infrastructure assets, net	29,664,843	30,565,961
Total	\$ 39,343,088	\$ 40,244,206

Total accumulated depreciation as of June 30, 2017, is \$15,393,761. Therefore, the net infrastructure asset is \$29,664,843 (\$45,058,604 - \$15,393,761). The infrastructure assets are being depreciated over a life of 50 years.

As noted earlier, these capital assets are the flood control improvements constructed by the Agency and are considered assets belonging temporarily to the Agency. Land acquired by the Agency for right-of-way purposes was turned over to the Central Valley Flood Protection Board; however, the Central Valley Flood Protection Board has not accepted the federally authorized project. Therefore, when the Central Valley Flood Protection Board agrees to designate the project as part of the State Plan of Flood Control, the Agency will no longer carry these assets.

AGENCY OPERATIONS

The Agency completed the main construction of its \$70 million flood control improvements project in November 1998. In past years, due to the ongoing concern of levee decertification by FEMA, the Board of Directors held some Capital Projects Funds in reserve to remedy levee decertification. During fiscal year 2009-10, the Board of Directors authorized technical studies and investigations using these funds. These technical studies and investigations support future projects. Currently, the Agency participates in flood control studies and investigations which will provide or restore the required level of protection for parcels within the Agency's assessment district area.

During fiscal year 2016-17, the Board of Directors approved the following: (i) an additional \$150,000 to complete the USACE Lower San Joaquin River Feasibility Study; (ii) a \$50,000 professional services contract with Peterson Brustad, Inc. for technical support; (iii) authorizing the Executive Director to sign an Urban Flood Risk Reduction Agreement with the Department of Water Resources for the Smith Canal Gate project; (iv) a contract with Del Rio Advisors, LLC as a Municipal Advisor for the financing phase of the Smith Canal Gate project; (v) a cost-share agreement with Reclamation Districts 828 and 1614 in the amount of \$30,000 to equally cost-share the expense of preparing a Maintenance and Operations manual for the Smith Canal embankments; and (vi) a construction management contract with AECOM Technical Services, Inc. for the Smith Canal Gate project and Task Order No. 1 in the amount of \$230,000 for constructability review and technical services needed for design.

REQUEST FOR INFORMATION

This financial report is designed to provide a general overview of the Agency's finances for all those with interest in the Agency's finances. Questions concerning any of the information provided in this report or requests for additional financial information should be addressed to the Agency's Executive Director, Chris Elias at 22 E. Weber Avenue, Room 301, Stockton, California 95202.

BASIC FINANCIAL STATEMENTS

**SAN JOAQUIN AREA FLOOD CONTROL AGENCY
STATEMENT OF NET POSITION
AS OF JUNE 30, 2017**

	Governmental Activities
ASSETS	
Current assets:	
Cash and cash equivalents	\$ 11,898,950
Interest income receivable	31,455
Receivable - State of California	586,482
Total current assets	12,516,887
Capital assets:	
Land and easements	9,678,245
Infrastructure assets, net	29,664,843
Total capital assets	39,343,088
Total assets	\$ 51,859,975
LIABILITIES AND NET POSITION	
Liabilities:	
Accounts payable	\$ 970,607
Total liabilities	970,607
Net position:	
Net investment in capital assets	39,343,088
Unrestricted	11,546,280
Total net position	50,889,368
Total liabilities and net position	\$ 51,859,975

See independent auditor's report and notes to the basic financial statements.

**SAN JOAQUIN AREA FLOOD CONTROL AGENCY
STATEMENT OF ACTIVITIES
FOR THE YEAR ENDED JUNE 30, 2017**

<u>Functions / Programs</u>	<u>Program Expenses</u>	<u>Program Revenues</u>		<u>Net (Expense) Revenue</u>
		<u>Operating Grants and Contributions</u>	<u>Capital Grants and Contributions</u>	
Governmental activities:				
Maintenance and operations	\$ 4,551,220	\$ -	\$ -	\$ (4,551,220)
Agency management	<u>751,618</u>	<u>785,088</u>	<u>-</u>	<u>33,470</u>
Total governmental activities	<u>\$ 5,302,838</u>	<u>\$ 785,088</u>	<u>\$ -</u>	<u>(4,517,750)</u>
General revenues:				
Assessments fees				2,510,788
Investment earnings				31,648
Miscellaneous income				<u>641</u>
Total general revenues				<u>2,543,077</u>
Change in net position				<u>(1,974,673)</u>
Net position, beginning of year				<u>52,864,041</u>
Net position, end of year				<u>\$ 50,889,368</u>

See independent auditor's report and notes to the basic financial statements.

**SAN JOAQUIN AREA FLOOD CONTROL AGENCY
BALANCE SHEET
AS OF JUNE 30, 2017**

	General Fund	Maintenance and Operations Fund	Lower San Joaquin River Feasibility Study Fund	Construction #1 Fund
ASSETS				
Cash and cash equivalents	\$ 644,282	\$ 5,275,305	\$ 99,052	\$ 1,260,764
Interest income receivable	1,658	14,033	254	3,541
Receivable - State of California	-	-	-	67,766
TOTAL ASSETS	\$ 645,940	\$ 5,289,338	\$ 99,306	\$ 1,332,071
LIABILITIES				
Accounts payable	\$ -	\$ 259,602	\$ -	\$ 34,188
Total liabilities	-	259,602	-	34,188
DEFERRED INFLOWS OF RESOURCES				
Unavailable revenue	-	-	-	67,766
Total deferred inflows of resources	-	-	-	67,766
FUND BALANCES				
Restricted	-	5,029,736	-	-
Assigned	-	-	99,306	1,230,117
Unassigned	645,940	-	-	-
Total fund balances	645,940	5,029,736	99,306	1,230,117
TOTAL LIABILITIES AND FUND BALANCES	\$ 645,940	\$ 5,289,338	\$ 99,306	\$ 1,332,071

See independent auditor's report and notes to the basic financial statements.

**SAN JOAQUIN AREA FLOOD CONTROL AGENCY
BALANCE SHEET (Continued)
AS OF JUNE 30, 2017**

	Construction #3 Fund	Smith Canal Closure Fund	Smith Canal Assessment Fund	Total Governmental Funds
ASSETS				
Cash and cash equivalents	\$ 1,374,527	\$ 1,894,641	\$ 1,350,379	\$ 11,898,950
Interest income receivable	3,693	3,550	4,726	31,455
Receivable - State of California	-	518,716	-	586,482
TOTAL ASSETS	\$ 1,378,220	\$ 2,416,907	\$ 1,355,105	\$ 12,516,887
LIABILITIES				
Accounts payable	\$ 335,389	-	\$ 341,428	\$ 970,607
Total liabilities	335,389	-	341,428	970,607
DEFERRED INFLOWS OF RESOURCES				
Unavailable revenue	-	265,665	-	333,431
Total deferred inflows of resources	-	265,665	-	333,431
FUND BALANCES				
Restricted	-	-	-	5,029,736
Assigned	1,042,831	2,151,242	1,013,677	5,537,173
Unassigned	-	-	-	645,940
Total fund balances	1,042,831	2,151,242	1,013,677	11,212,849
TOTAL LIABILITIES AND FUND BALANCES	\$ 1,378,220	\$ 2,416,907	\$ 1,355,105	\$ 12,516,887

See independent auditor's report and notes to the basic financial statements.

**SAN JOAQUIN AREA FLOOD CONTROL AGENCY
RECONCILIATION OF THE GOVERNMENTAL FUNDS BALANCE SHEET
TO THE GOVERNMENT-WIDE STATEMENT OF NET POSITION
AS OF JUNE 30, 2017**

Total Fund Balances - Governmental Funds \$ 11,212,849

Amounts reported for Governmental Activities in the Statement of Net Position are different from those reported in the Governmental Funds because of the following:

Capital assets used in Governmental Activities are not current resources and, therefore, are not reported in the Governmental Funds Balance Sheet.

Infrastructure assets, land, and easements	\$ 54,736,849	
Less: accumulated depreciation	<u>(15,393,761)</u>	
		<u>39,343,088</u>

As the focus of governmental fund is on short-term financing, some assets will not be available to pay current expenditures. Those assets (receivables) are offset by unavailable revenue in the governmental fund.

333,431

Net Position of Governmental Activities

\$ 50,889,368

See independent auditor's report and notes to the basic financial statements.

**SAN JOAQUIN AREA FLOOD CONTROL AGENCY
STATEMENT OF REVENUES, EXPENDITURES,
AND CHANGES IN FUND BALANCES
FOR THE YEAR ENDED JUNE 30, 2017**

	General Fund	Maintenance and Operations Fund	Lower San Joaquin River Feasibility Study Fund	Construction #1 Fund
Revenues:				
Assessments	\$ -	\$ 862,740	\$ -	\$ -
Investment earnings (loss)	1,660	13,771	254	4,531
Other government agency aid	-	-	-	-
Miscellaneous	-	-	-	-
Total revenues	1,660	876,511	254	4,531
Expenditures:				
Current operating:				
Maintenance and operations	-	772,659	-	367,031
Agency management	-	-	-	-
Total expenditures	-	772,659	-	367,031
Net change in fund balances	1,660	103,852	254	(362,500)
Fund balances, beginning	644,280	4,925,884	99,052	1,592,617
Fund balances, ending	\$ 645,940	\$ 5,029,736	\$ 99,306	\$ 1,230,117

See independent auditor's report and notes to the basic financial statements.

**SAN JOAQUIN AREA FLOOD CONTROL AGENCY
STATEMENT OF REVENUES, EXPENDITURES,
AND CHANGES IN FUND BALANCES (Continued)
FOR THE YEAR ENDED JUNE 30, 2017**

	Construction #3 Fund	Smith Canal Closure Fund	Smith Canal Assessment Fund	Total Governmental Funds
Revenues:				
Assessments	\$ -	\$ -	\$ 1,648,048	\$ 2,510,788
Investment earnings (loss)	6,418	(1,597)	6,611	31,648
Other government agency aid	-	451,657	-	451,657
Miscellaneous	32	-	609	641
Total revenues	<u>6,450</u>	<u>450,060</u>	<u>1,655,268</u>	<u>2,994,734</u>
Expenditures:				
Current operating:				
Maintenance and operations	210,311	-	2,300,102	3,650,103
Agency management	609,542	-	142,075	751,617
Total expenditures	<u>819,853</u>	<u>-</u>	<u>2,442,177</u>	<u>4,401,720</u>
Net change in fund balances	<u>(813,403)</u>	<u>450,060</u>	<u>(786,909)</u>	<u>(1,406,986)</u>
Fund balances, beginning	<u>1,856,234</u>	<u>1,701,182</u>	<u>1,800,586</u>	<u>12,619,835</u>
Fund balances, ending	<u>\$ 1,042,831</u>	<u>\$ 2,151,242</u>	<u>\$ 1,013,677</u>	<u>\$ 11,212,849</u>

See independent auditor's report and notes to the basic financial statements.

**SAN JOAQUIN AREA FLOOD CONTROL AGENCY
RECONCILIATION OF THE STATEMENT OF REVENUES, EXPENDITURES,
AND CHANGES IN FUND BALANCES OF GOVERNMENTAL FUNDS TO THE
GOVERNMENT-WIDE STATEMENT OF ACTIVITIES
FOR THE YEAR ENDED JUNE 30, 2017**

Net Change in Fund Balances - Governmental Funds \$ (1,406,986)

Amounts reported for Governmental Activities in the Statement of Activities are different because of the following:

When capital assets that are to be used in Governmental Activities are purchased or constructed, the resources expended for those assets are reported as expenditures in the Governmental Funds. This is the amount of capital assets additions and depreciation recorded in current year.

Depreciation expense	<u>\$ (901,118)</u>	<u>(901,118)</u>
----------------------	---------------------	------------------

Revenues in the governmental fund's statement that do not provide current financial resources are not reported as revenue in the fund.		<u>333,431</u>
--	--	----------------

Changes in Net Position of Governmental Activities		<u><u>\$ (1,974,673)</u></u>
--	--	------------------------------

See independent auditor's report and notes to the basic financial statements.

**SAN JOAQUIN AREA FLOOD CONTROL AGENCY
NOTES TO THE BASIC FINANCIAL STATEMENTS
FOR THE YEAR ENDED JUNE 30, 2017**

NOTE 1 – DESCRIPTION OF THE AGENCY

The San Joaquin Area Flood Control Agency (the Agency) is the result of a joint powers agreement (JPA) between the City of Stockton (the City), the County of San Joaquin (the County), and the San Joaquin County Flood Control and Water Conservation District (the District). The Agency was formed on May 25, 1995, for the purposes of undertaking the acquisition, construction, and/or installation of improvements to flood control channels in the City and the portion of unincorporated areas of the County adjacent thereto (the Project), in order to provide a 100-year flood protection to these areas. The Agency is a public entity pursuant to the provisions of Articles 1-4, Chapter 5, Division 7, Title 1 of the Government Code of the State of California. The basic operations of the Agency are financed as a part of the Project operations and costs. An annual special assessment based on total costs of the Project was assessed during the year ended June 30, 1996. The assessment paid for Project costs and bond repayment. The Agency retired the bonds three years ahead of scheduled maturity on September 2, 2011. During the year ended June 30, 1997, an additional annual special assessment was approved for the continued maintenance of the flood project structures. Collections of the June 30, 1997, assessment will continue to finance the maintenance of the flood project structures until adoption of a terminating resolution.

The Agency's financial statements are prepared in accordance with accounting principles generally accepted in the United States of America (GAAP). The Governmental Accounting Standards Board (GASB) is responsible for establishing GAAP for State and local governments through its pronouncements (Standards and Interpretations).

NOTE 2 – SIGNIFICANT ACCOUNTING POLICIES

A. Financial Agency

The Agency's basic financial statements include the accounts of all Agency operations. The Agency's basic financial statements do not include operations of the associated governmental agencies involved in the joint power agency, namely, the City, the County, and the District.

B. Basis of Presentation – Government-Wide Accounting

The government-wide financial statements include the Statement of Net Position and the Statement of Activities and report financial information on the Agency as a whole. Eliminations have been made to minimize the double counting of internal activities.

The Statement of Activities presents a comparison between direct expenses and program revenues for functions of the Agency's governmental activities. Direct expenses are those that are clearly identifiable with a specific function. Program revenues include 1) grants and contributions that are restricted to meeting the operational or capital requirements of a particular function or segment and 2) fees, grants, and contributions that are restricted to financing the acquisition or construction of capital assets. Other items not properly included are reported instead as general revenues and expenses.

C. Basis of Presentation – Fund Accounting

Fund financial statements provide information about the Agency's funds. Each fund is accounted for by providing a separate set of self-balancing accounts that comprises its assets, liabilities, fund balances, revenues, and expenditures. Agency resources are allocated to and accounted for in individual funds based upon the purpose for which they are to be spent and the means by which spending activities are controlled. The Agency does not have any proprietary or fiduciary funds.

NOTE 2 – SIGNIFICANT ACCOUNTING POLICIES (Continued)

D. Measurement Focus, Basis of Accounting, and Financial Statement Presentation

The government-wide financial statements are reported using the economic resources measurement focus and the accrual basis of accounting. Revenues are recorded when earned, and expenses are recorded when a liability is incurred, regardless of the timing of related cash flows. Assessments are recognized in the year for which they are levied.

The governmental fund financial statements are presented on the current financial resources measurement focus and the modified accrual basis of accounting. Under this method, revenues are recognized when they are both measurable and available. “Measurable” means the amount of the transaction can be determined and “available” means collectible within the current period or within 60 days after year-end. Expenditures are recorded when the related liability is incurred, except for general obligation bond principal and interest which are reported as expenditures in the year they are due.

The major sources of revenues susceptible to accrual are assessments of property owners and investment income.

When both restricted and unrestricted resources are available for use, it is the Agency’s policy to use restricted resources first, then unrestricted resources as needed.

E. Allocation of Indirect Expenses

The Agency allocates indirect expenses, primarily comprised of administrative services, to Agency management functions. Administrative services include accounting, financial reporting, payroll reimbursement, investing and cash management, personnel services, and other administrative services.

F. Fund Types and Major Funds

The Agency reported the following major governmental funds in the accompanying financial statements:

General Fund – Accounts for project expenses, including but not limited to, construction, consultants, and salaries reimbursement.

Maintenance and Operations Fund – Accounts for the collection of special assessments from property owners within the Agency’s assessment district for the maintenance of the flood structures. Proceeds are restricted to the maintenance and operations (M&O) activities identified in the M&O budget.

Lower San Joaquin River Feasibility Study Fund – This fund was established to account for a funding partnership between local cost share partners to help pay for the U.S. Army Corps of Engineers’ (USACE) Lower San Joaquin River Feasibility Study. The Agency entered into a cost share agreement with the City of Lodi, the County, and 11 reclamation districts to help pay for the local share of this study.

Construction #1 and #3 Funds – Accounts for all resources for the acquisition of capital facilities by the Agency. The Project of the Agency is to construct these facilities. The original assessment and proceeds of the bond issue are the sources of funds. Recorded income sources include assessment fees collected by the County Tax Collector and reimbursement from the Federal government.

Smith Canal Closure Fund – This fund contains Early Implementation Project (EIP) funding received by the State of California per a Funding Agreement for the design of the Smith Canal Gate project. The State reimburses the Agency 50% for design expenditures less a 10% retention.

NOTE 2 – SIGNIFICANT ACCOUNTING POLICIES (Continued)

F. Fund Types and Major Funds (Continued)

Smith Canal Assessment Fund – Accounts for the collection of special assessments from property owners within the Smith Canal Area Assessment District. The collection of assessments are for design, construction, and maintenance of the Smith Canal flood control improvements to remove the area from a Federal Emergency Management Agency (FEMA) Special Flood Hazard Area. Proceeds are restricted to activities identified in the Annual Engineer’s Report for the Smith Canal Area Assessment District.

G. Cash and Cash Equivalents

The Agency maintains a large portion of its cash in the County Treasury. The County pools these funds with those of other agencies in the County and invests the cash.

H. Infrastructure Assets and Depreciation

The Agency’s infrastructure assets with useful lives of more than one year are stated at historical cost and comprehensively reported in the government-wide financial statements. The Agency generally capitalizes all assets as construction outlays occur. The costs of normal maintenance and repairs that do not add to the asset value or materially extend useful lives are not capitalized. Infrastructure assets are depreciated using the straight-line method over a useful life of 50 years.

I. Reservation of Fund Balances

The Agency records reservations for portions of fund equity which are legally segregated for specific future use or which do not represent available expendable resources and, therefore, are not available for appropriations or expenditure in the governmental funds Balance Sheet. If restricted and unrestricted net position are available for the same purpose, then restricted net position will be used before unrestricted net position.

J. Restriction of Net Position

Net position is the excess of all the Agency’s assets over all its liabilities, regardless of fund. Net position is divided into three captions under GASB Statement No. 34, *Basic Financial Statements—and Management’s Discussion and Analysis—for State and Local Governments*. These captions apply only to net position, which is determined only at the government-wide level, and is described below:

Net Investment in Capital Assets – This amount consists of capital assets net of accumulated depreciation, less the outstanding balance of any debt issued to finance these assets.

Restricted – This amount is restricted by external creditors, grantors, contributors, laws or regulations of other governments, enabling legislation, and constitutional provisions.

Unrestricted – This amount is all the net position that does not meet the definition of “net investment in capital assets” or “restricted.”

NOTE 2 – SIGNIFICANT ACCOUNTING POLICIES (Continued)

K. Assessment Tax

The County collects the Agency's assessment tax revenue as part of the County's property taxes. The County's secured property tax payments are levied in two equal installments: the first is generally due November 1st and delinquent with penalties after December 10th; the second is due February 1st and delinquent with penalties after April 10th. Secured property with unpaid taxes incurs a lien on January 1st preceding the fiscal year for which taxes are levied. Property taxes on the unsecured roll are due on the January 1st lien date and become delinquent if unpaid on August 31st.

L. Use of Estimates

Management uses estimates and assumptions in preparing financial statements. Those estimates and assumptions affect the reported amounts of assets and liabilities, the disclosure of contingent assets and liabilities, and the reported revenues and expenses. Actual results could differ from these estimates.

M. Fund Balance

In March 2009, GASB issued Statement No. 54, *Fund Balance Reporting and Governmental Fund Type Definitions*. This statement establishes fund balance classifications that comprise a hierarchy based primarily on the extent to which a government is bound to observe constraints imposed upon the use of the resources reported in governmental funds. These classifications are described below:

1. Nonspendable Fund Balance – amounts that are inherently nonspendable such as inventory or long-term receivables.
2. Restricted Fund Balance – amounts that have externally enforceable limitations on use that are either imposed by law or constrained by grantors, contributors, or laws and regulations of other governments.
3. Committed Fund Balance – amounts that can only be used for specific purposes determined by formal action of the Agency's highest level of decision-making authority, the Board of Directors. These committed amounts cannot be used for any other purpose unless the Board of Directors removes or changes the specified use through the same type of formal action taken to establish the commitment. The formal action must occur prior to the end of the reporting period; however, the amount can be determined subsequently.
4. Assigned Fund Balance – amounts that are constrained by the Agency's *intent* to be used for specific purposes, but are neither restricted nor committed, should be reported as assigned fund balance. The intent can be expressed by the Board of Directors itself or by an official to which the governing body has delegated the authority.
5. Unassigned Fund Balance – the residual positive net resources of the General Fund in excess of what can properly be classified in one of the other four categories. This amount is reported only in the General Fund except in cases of negative fund balance. Negative fund balances in other governmental funds are reported as Unassigned Fund Balance.

The accounting policies of the Agency consider restricted fund balance to have been spent first when an expenditure is incurred if both restricted and unrestricted fund balance are available. Similarly, when an expenditure is incurred for purposes for which amounts in any of the unrestricted classifications of fund balance could be used, the Agency considers committed amounts to be reduced first, followed by assigned amounts, and then unassigned amounts.

Most non-general funds were designated for one purpose at the time of their creation. Therefore, expenditures made out of a fund will be allocated to the applicable fund balance classifications in the order of the spending policy above.

NOTE 3 – DETAILED NOTES ON FUNDS

A. Cash in County Treasury

The Agency maintains a large portion of its cash in the County Treasury as part of the common investment pool (the Pool), which had a carrying value of \$11,898,950 as of June 30, 2017.

The Agency is considered to be an involuntary participant in the external investment Pool. The Pool has established a treasury oversight committee to monitor and review the management of public funds maintained in the Pool.

Participants' equity in the Pool is determined by the dollar amount of the participant's deposits, adjusted for withdrawals and distributed investment income. Investment income is prorated to individual funds based on their average daily cash balances.

The value of the Agency's shares in the Pool, which may be withdrawn, is determined on an amortized cost basis, which is different than the fair value of the Agency's position in the Pool. The Agency's investment in the Pool is unrated, stated at amortized cost which approximates fair value, available on demand, and considered cash equivalents.

Interest Rate Risk – Interest rate risk is the risk that changes in market interest rates will adversely affect the fair value of an investment. Generally, the longer the maturity of an investment the greater the sensitivity of fair value to changes in market interest rate. As of year-end, the weighted average maturity of the investments contained in the Pool was approximately one year.

Credit Risk – Credit risk is the risk that an issuer or other counterparty to an investment will not fulfill its obligations. California statutes and the County's investment policy limit the County investments to obligations of the U.S. Treasury, certain Federal agencies, bankers' acceptances, "prime" commercial paper, certificates of deposit, swaps and trades, State Treasurer's Local Agency Investment Fund, and repurchase agreements.

Concentration of Credit Risk – Concentration of credit risk is the loss risk attributed to the magnitude of a government's investment in a single issuer. The County's investment policy places certain maximum percentage limitations of investments by investment type and the Treasurer has adhered to this policy with no exception.

Custodial Credit Risk – Custodial credit risk does not apply to a local government's indirect investment in securities through the use of mutual funds or government investment pools. The County issues a financial report that includes custodial credit risk disclosures for the cash in the County Treasury. The report may be obtained by writing to the County Treasurer, 44 North San Joaquin Street, Stockton, California 95202.

B. Assessments Receivable

Assessments are collected and remitted to the County Tax Collector. The County Tax Collector's office transfers the assessment amount to the Agency's fund held by the County Treasury.

In the governmental fund financial statements, assessments receivable are recorded in the Special Revenue Funds.

In the government-wide financial statements, assessments receivable includes all amounts due to the Agency regardless of when the cash is received.

NOTE 3 – DETAILED NOTES ON FUNDS (Continued)

C. Capital Assets

The following table provides a summary of changes in capital assets:

	<u>June 30, 2016</u>	<u>Additions</u>	<u>Deletions</u>	<u>June 30, 2017</u>
Nondepreciable capital assets:				
Land and easements	\$ 9,678,245	\$ -	\$ -	\$ 9,678,245
Total nondepreciable capital assets	9,678,245	-	-	9,678,245
Depreciable capital assets:				
Infrastructure assets	45,058,604	-	-	45,058,604
Total depreciable capital assets	45,058,604	-	-	45,058,604
Less accumulated depreciation	(14,492,643)	(901,118)	-	(15,393,761)
Net depreciable capital assets	30,565,961	(901,118)	-	29,664,843
Net capital assets	<u>\$ 40,244,206</u>	<u>\$ (901,118)</u>	<u>\$ -</u>	<u>\$ 39,343,088</u>

Depreciation expense of \$901,118 was charged to functions of the government as Agency management.

D. Accounts Payable

Significant payables include amounts due to a related party. See Note 5 for information describing related parties. Other payable amounts are due to vendors for services rendered prior to the fiscal year end.

NOTE 4 – FUND BALANCES

Fund balances are presented in the following categories: restricted, assigned, and unassigned (See Note 2 part M. for a description of these categories). A detailed schedule of fund balances at June 30, 2017, is as follows:

	Major Special Revenue Fund			Major Capital Project Funds				Total
	General Fund	Maintenance and Operations Fund	Smith Canal Assessment Fund	Lower San Joaquin River Feasibility Study Fund	Construction #1 Fund	Construction #3 Fund	Smith Canal Closure Fund	
Fund balances:								
Restricted for:								
Maintenance and operations services	\$ -	\$ 5,029,736	\$ -	\$ -	\$ -	\$ -	\$ -	\$ 5,029,736
Total Restricted	-	5,029,736	-	-	-	-	-	5,029,736
Assigned to:								
Capital projects	-	-	1,013,677	99,306	1,230,117	1,042,831	2,151,242	5,537,173
Total Assigned	-	-	1,013,677	99,306	1,230,117	1,042,831	2,151,242	5,537,173
Unassigned:	645,940	-	-	-	-	-	-	645,940
Total Fund Balances	<u>\$ 645,940</u>	<u>\$ 5,029,736</u>	<u>\$ 1,013,677</u>	<u>\$ 99,306</u>	<u>\$ 1,230,117</u>	<u>\$ 1,042,831</u>	<u>\$ 2,151,242</u>	<u>\$ 11,212,849</u>

NOTE 5 – RELATED PARTY TRANSACTIONS

During the year ended June 30, 2017, the Agency has approved payments to members of the JPA for services and personnel costs of the Agency from inception to present date. These payments were approved by the Board of Directors' resolutions at the initial setup of the Agency. These costs are accumulated in the Agency administrative costs. Amounts paid to the related parties during the fiscal year ended June 30, 2017, were \$1,509,604.

NOTE 6 – COMMITMENTS

The Agency entered into a \$10 million cost-share agreement with the USACE and the Central Valley Flood Protection Board for a feasibility study for the Lower San Joaquin River, of which, the local responsibility is \$2.5 million. Information from this study will be used to develop a plan to reach a 200-year level of flood protection for urban and urbanizing areas as required by State Senate Bill 5.

The Agency's Board of Directors also authorized a \$6.1 million contract to complete the design of the Smith Canal Gate project to restore flood protection to an area affected by levee decertification and FEMA re-mapping. The Agency secured an Early Implementation Program grant through the State Department of Water Resources (DWR) in the amount of \$2.4 million to cost-share half of the design and environmental work. The remaining half is being funded with assessment revenues that were passed under Proposition 218 on July 10, 2013. The Agency's proposal to the State for an Urban Flood Risk Reduction grant for up to \$22.3 million to cover the remaining design and permitting and construction costs was conditionally approved by the State. The Agency anticipates the State to cost share in 63% of total project costs.

NOTE 7 – SUBSEQUENT EVENTS

Subsequent events have been evaluated through December 17, 2018, which is the date the financial statements were issued.

REQUIRED SUPPLEMENTARY INFORMATION

**SAN JOAQUIN AREA FLOOD CONTROL AGENCY
BUDGET TO ACTUAL COMPARISON SCHEDULES
FOR THE YEAR ENDED JUNE 30, 2017**

	General Fund			
	Original Budget	Final Budget	Actual	Variance with Final Budget
Revenues:				
Investment earnings	\$ -	\$ -	\$ 1,660	\$ 1,660
Total revenues	-	-	1,660	1,660
Excess of revenues and other sources over expenditures and other uses	\$ -	\$ -	1,660	\$ 1,660
Fund balance, beginning			644,280	
Fund balance, end			\$ 645,940	

**SAN JOAQUIN AREA FLOOD CONTROL AGENCY
BUDGET TO ACTUAL COMPARISON SCHEDULES (Continued)
FOR THE YEAR ENDED JUNE 30, 2017**

	Maintenance and Operations Fund			
	Original Budget	Final Budget	Actual	Variance with Final Budget
Revenues:				
Assessments	\$ 854,077	\$ 854,077	\$ 862,740	\$ 8,663
Investment earnings	-	-	13,771	13,771
	854,077	854,077	876,511	22,434
Expenditures:				
Maintenance and operations	854,077	854,077	772,659	81,418
Reserves/emergencies	244,923	244,923	-	244,923
	1,099,000	1,099,000	772,659	326,341
Excess (Deficiency) of revenues and other sources over (under) expenditures and other uses	\$ (244,923)	\$ (244,923)	103,852	\$ 348,775
Fund balance, beginning			4,925,884	
Fund balance, end			\$ 5,029,736	

**SAN JOAQUIN AREA FLOOD CONTROL AGENCY
BUDGET TO ACTUAL COMPARISON SCHEDULES (Continued)
FOR THE YEAR ENDED JUNE 30, 2017**

	Smith Canal Assessment Fund			
	Original Budget	Final Budget	Actual	Variance with Final Budget
Revenues:				
Assessments	\$ 1,647,588	\$ 1,647,588	\$ 1,648,048	\$ 460
State EIP funding	785,497	785,497	-	(785,497)
State UFRR Funding	3,223,391	3,223,391	-	(3,223,391)
Permanent Financing	8,200,000	8,200,000	-	(8,200,000)
Investment earnings	-	-	6,611	6,611
Miscellaneous	-	-	609	609
Total revenues	13,856,476	13,856,476	1,655,268	(12,201,208)
Expenditures:				
Project management (design phase)	218,016	218,016	277,032	(59,016)
Administration	-	-	22,070	(22,070)
Engineering design	1,957,124	1,957,124	1,504,770	452,354
Independent review	114,796	114,796	34,193	80,603
Environmental review & permitting	642,221	642,221	1,413	640,808
Real estate planning	-	-	70,998	(70,998)
Public outreach (design phase)	-	-	19,015	(19,015)
Financing/funding application	14,997	14,997	2,120	12,877
Professional services	-	-	510,566	(510,566)
Project management (construction)	312,500	312,500	-	312,500
Construction	2,449,187	2,449,187	-	2,449,187
General requirements	403,304	403,304	-	403,304
Construction management	437,500	437,500	-	437,500
Real estate acquisition	138,668	138,668	-	138,668
Real estate contingency	80,668	80,668	-	80,668
Public outreach (construction phase)	20,000	20,000	-	20,000
Environmental mitigation	655,000	655,000	-	655,000
Total expenditures	7,443,981	7,443,981	2,442,177	5,001,804
Excess of revenues and other sources over expenditures and other uses	\$ 6,412,495	\$ 6,412,495	(786,909)	\$ (7,199,404)
Fund balance, beginning			1,800,586	
Fund balance, end			\$ 1,013,677	

**SAN JOAQUIN AREA FLOOD CONTROL AGENCY
NOTE TO THE REQUIRED SUPPLEMENTARY INFORMATION
JUNE 30, 2017**

NOTE 1 – BUDGETARY INFORMATION


A. Budget Policy and Practice

The San Joaquin Area Flood Control Agency (the Agency) submits an annual budget to the Board of Directors. The Board of Directors formally approves the annual budget in accordance with the by-laws established by the joint power agency agreement. The Board of Directors is to prepare and adopt a budget within the first 90 days of the fiscal year.

B. Basis of Budgeting

The budget is prepared under accounting principles generally accepted in the United States of America basis. Revenues are budgeted by source. Expenditures are budgeted by department and class as follows: maintenance and operations, administration costs, and real estate planning and acquisition costs. Expenditures may not exceed appropriations at this level.

ADDITIONAL INFORMATION



BROWN ARMSTRONG

Certified Public Accountants

INDEPENDENT AUDITOR'S REPORT ON INTERNAL CONTROL OVER FINANCIAL REPORTING AND ON COMPLIANCE AND OTHER MATTERS BASED ON AN AUDIT OF FINANCIAL STATEMENTS PERFORMED IN ACCORDANCE WITH GOVERNMENT AUDITING STANDARDS

To the Board of Directors
San Joaquin Area Flood Control Agency
Stockton, California

We have audited, in accordance with auditing standards generally accepted in the United States of America and the standards applicable to financial audits contained in *Government Auditing Standards*, issued by the Comptroller General of the United States, the financial statements of the governmental activities, each major fund, and the aggregate remaining fund information of San Joaquin Area Flood Control Agency (the Agency), as of and for the year ended June 30, 2017, and the related notes to the financial statements, which collectively comprise the Agency's basic financial statements, and have issued our report thereon dated December 17, 2018.

Internal Control Over Financial Reporting

In planning and performing our audit of the financial statements, we considered the Agency's internal control over financial reporting (internal control) to determine the audit procedures that are appropriate in the circumstances for the purpose of expressing our opinion on the financial statements, but not for the purpose of expressing an opinion on the effectiveness of the Agency's internal control. Accordingly, we do not express an opinion on the effectiveness of the Agency's internal control.

A deficiency in internal control exists when the design or operation of a control does not allow management or employees, in the normal course of performing their assigned functions, to prevent, or detect and correct, misstatements on a timely basis. A *material weakness* is a deficiency, or a combination of deficiencies, in internal control such that there is a reasonable possibility that a material misstatement of the Agency's financial statements will not be prevented, or detected and corrected on a timely basis. A *significant deficiency* is a deficiency, or a combination of deficiencies, in internal control that is less severe than a material weakness, yet important enough to merit attention by those charged with governance.

Our consideration of internal control was for the limited purpose described in the first paragraph of this section and was not designed to identify all deficiencies in internal control that might be material weaknesses or significant deficiencies. Given these limitations, during our audit we did not identify any deficiencies in internal control that we considered to be material weaknesses. However, material weaknesses may exist that have not been identified.

BAKERSFIELD OFFICE (MAIN OFFICE)

4200 TRUXTUN AVENUE
SUITE 300
BAKERSFIELD, CA 93309
TEL 661.324.4971
FAX 661.324.4997
EMAIL info@bacpas.com

FRESNO OFFICE

10 RIVER PARK PLACE EAST
SUITE 208
FRESNO, CA 93720
TEL 559.476.3592

LAGUNA HILLS OFFICE

23272 MILL CREEK DRIVE
SUITE 255
LAGUNA HILLS, CA 92653
TEL 949.652.5422

STOCKTON OFFICE

1919 GRAND CANAL BLVD
SUITE C6
STOCKTON, CA 95207
TEL 888.565.1040

WWW.BACPAS.COM

Compliance and Other Matters

As part of obtaining reasonable assurance about whether the Agency's financial statements are free from material misstatement, we performed tests of its compliance with certain provisions of laws, regulations, contracts, and grant agreements, noncompliance with which could have a direct and material effect on the determination of financial statement amounts. However, providing an opinion on compliance with those provisions was not an objective of our audit and, accordingly, we do not express such an opinion. The results of our tests disclosed no instances of noncompliance or other matters that are required to be reported under *Government Auditing Standards*.

Purpose of this Report

The purpose of this report is solely to describe the scope of our testing of internal control and compliance and the results of that testing, and not to provide an opinion on the effectiveness of the Agency's internal control or on compliance. This report is an integral part of an audit performed in accordance with *Government Auditing Standards* in considering the Agency's internal control and compliance. Accordingly, this communication is not suitable for any other purpose.

BROWN ARMSTRONG
ACCOUNTANCY CORPORATION

A handwritten signature in blue ink that reads "Brown Armstrong Accountancy Corporation". The signature is written in a cursive, flowing style.

Bakersfield, California
December 17, 2018

**SAN JOAQUIN AREA FLOOD CONTROL AGENCY
SCHEDULE OF FINDINGS AND QUESTIONED COSTS
JUNE 30, 2017**

Section I – Summary of Auditor’s Results

Financial Statements

Type of auditor’s report issued: Unmodified

Internal control over financial reporting:

Material weaknesses identified?	No
Significant deficiencies identified not considered to be material weaknesses?	No
Noncompliance material to the financial statements noted?	No

Section II – Summary of Material Weaknesses

None.

Section III – Summary of Significant Deficiencies

None.

Section IV – Review of Prior Year Material Weaknesses and Significant Deficiencies

None.